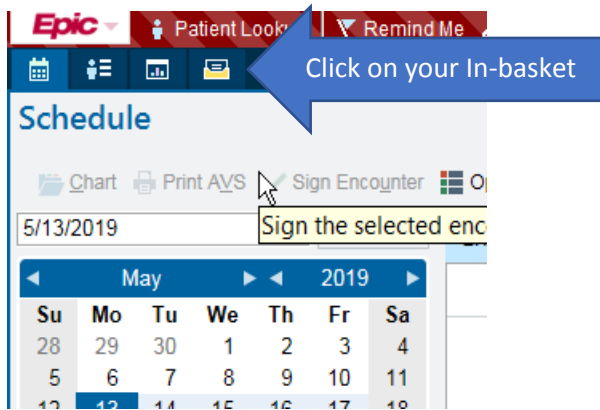
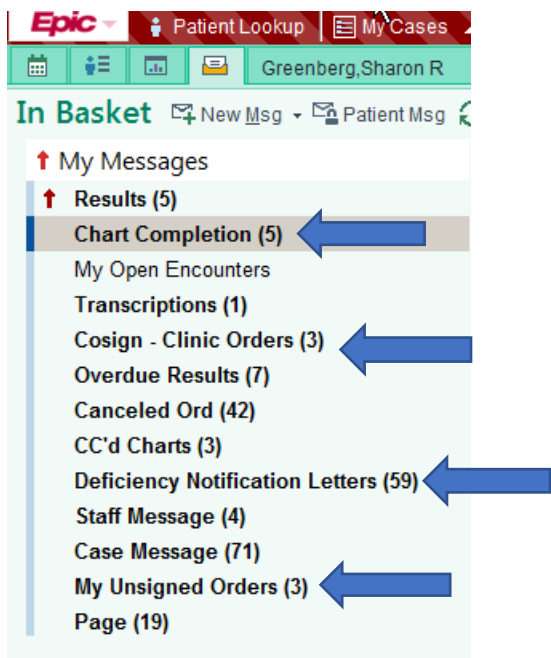


Physician chart completion

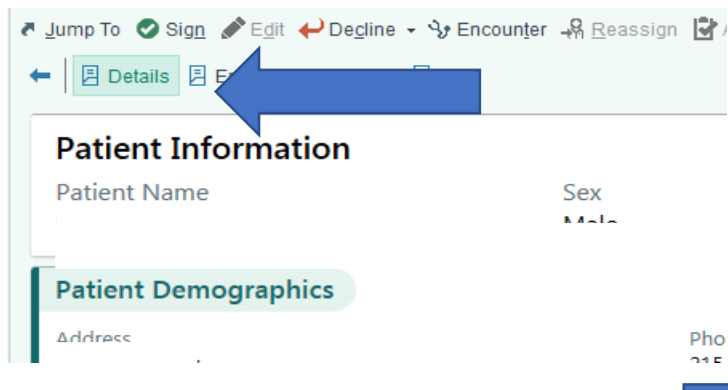
Sign in to EPIC.

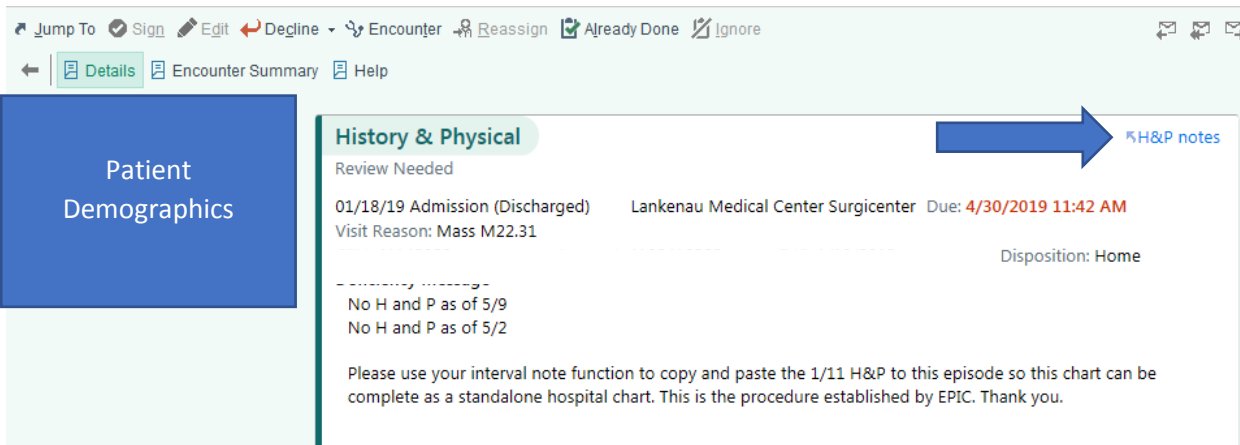


This will open your In-basket and display your incomplete charting.



Clicking on the folder will take you to your incomplete charting. There may be different types of incomplete charting. Click on the section you want to access. Use the help button for instructions on what needs to be done in order to complete the note/chart. If you have Deficiency Notification Letters, you must click “done” once you have completed the charting required in the letter.



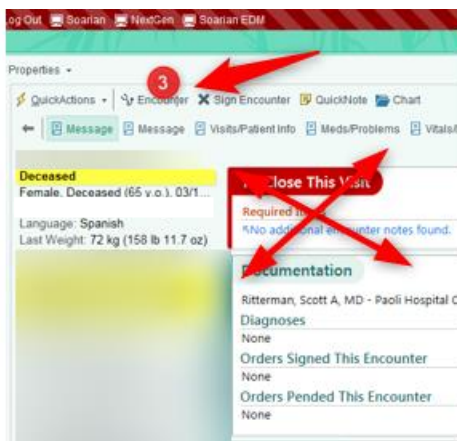


Click on the blue hyperlink to take you directly into the area of the chart that requires your attention.

For co-signature and Op notes for example, click on the SIGN function



For Med student Notes click encounter. (do not click on the “to close this visit”)



There is a more comprehensive guide that can be found in the Physician Learning Home that has more details:

Physician Learning Home - Surgical Specialties

NEW Epic Updates - Click to Expand

Surgical What's New

Tip Sheets Updated!
Under sections for Inpatient Guides/Tip Sheets

- MAR Hold Release (How to quickly find meds that need to be reconciled)
- Notes- H&P from ED Consult (Create an Interval H&P from the ED Consult)
- Ordering Resident Team Assignment (New field to indicate previous Team to remove)
- Resident Emergency Room Rotation (Must change department to Emergency)

Thu 4/11 03:22 PM - Ruane, Joellyn M

Effective July 31, 2018: New Surgeon Note Type Post-op (Non-Billable)

Use for patients in 10 or 90 day Global Period
Automatically posts CPT code 99024 (no charge)
See Tipsheet below "Surgeon Post-op Note Non-Billable"

Mon 7/30/2018 04:23 PM - Ruane, Joellyn M

Inpatient Guides/Tip Sheets

- Guides
 - Admission
 - Charging
 - Find Patients
 - Glossary
 - In Basket
 - Meaningful Use
 - Medication Reconciliation
 - Notes
 - Ordering Blood
 - Orders

There are also quick videos on EPIC's User Web. If you do not have User Web set up, you can quickly register to view the videos. Some of the videos are specialty related. You can use your MLH user name and Password and access from anywhere with internet.



View Create Share Help

in basket

Applications Select | Creators Select | Versions May 2019 February 2019 Nov



Overview of In Basket [CLN050]

Review In Basket messages.

12277 views ★ 4.64/5 (25 ratings) 5 min



Overview of the In Basket for Tapestry [TAP050]

Learn about the purpose and features of the In Basket for Tapestry.

564 views ★ 3.33/5 (3 ratings) 4 min



Overview of In Basket [MD108]

Manage clinical tasks with In Basket.

16135 views ★ 4.13/5 (46 ratings) 7.5 min



Overview of In Basket for ED Physicians [ED060]

Review In Basket messages.

2129 views ★ 4.5/5 (6 ratings) 3 min



Using In Basket [ECL220]

Review and send In Basket messages in EpicCare Link. Familiarize yourself with